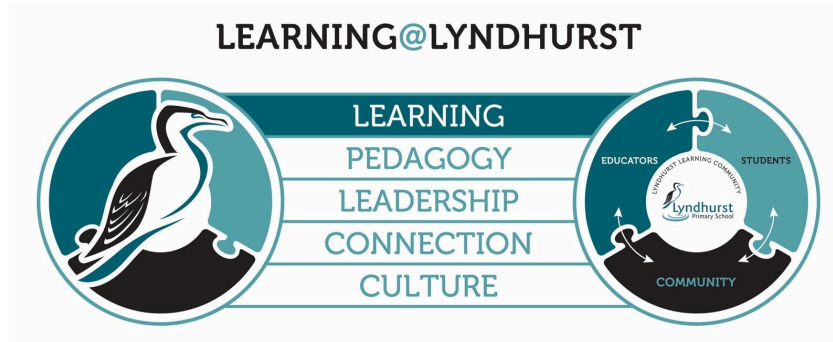


Bring Your Own Device (BYOD) @ LPS



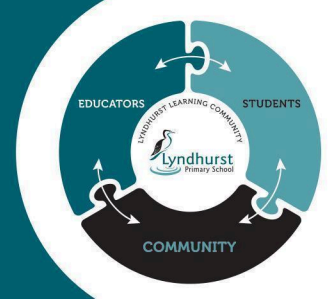
BYOD stands for **Bring Your Own Device** and is an initiative that enables students to utilise their personal laptops in educational settings. This program fosters a unique and interactive learning environment, introducing students to innovative concepts and accelerated development. The BYOD Program is a parent-owned device program supporting students to use their own device at home and at school. We have been running a BYOD program for students in grades 4 to 6 for over 10 years and it has been an incredibly successful program.

With consultation and consideration, our partner, Learning With Technologies (LWT) has provided device options based on:

1. Performance and Reliability:
 - Equipped with the necessary features and specifications to handle typical school tasks, such as research, writing assignments, and multimedia projects.
 - Smaller screens make devices more portable and easier for students to carry around. Devices larger than 13-14" can be heavy and cumbersome, and most will not fit inside a typical school backpack
 - Smaller screens typically consume less power, leading to better battery life. This is important for devices that need to last through a full school day without charging.
 - While larger screens might seem better, very large screens on laptops can be difficult to use in a classroom setting, as they may obstruct the student's view of the teacher or whiteboard.
2. Software Compatibility:
 - These devices are compatible with the software and applications commonly used in our curriculum. This ensures that students can effectively engage with their learning materials without facing technical limitations.
3. Durability:
 - The design and build quality of the current devices suggest they can withstand daily use and have done well in the past, making them a practical choice for the school environment over the next few years.
4. Cost-Effectiveness:
 - Continuing to use these devices allows us to maximise our investment in our own fleet. We can allocate resources more efficiently, potentially freeing up funds for other educational initiatives and applications.
5. Support and Maintenance:
 - We have established support systems for these devices, ensuring that any technical issues can be addressed promptly. This ongoing support contributes to a smoother educational experience for both students and teachers.

LWT provides 2 options

<p>Lenovo 500w Yoga Gen 4 - 12.2" N100 8GB 128GB</p> <ul style="list-style-type: none"> • 12.2-touch screen • Memory 8GB • 128GB HDD • CPU Intel Processor N100 4 Cores, Up to 3.4GHz • Operating System: Microsoft Windows 11 Pro Academic 	<p>Lenovo 500w Yoga Gen 4 - 12.2" N200 8GB 256GB</p> <ul style="list-style-type: none"> • 12.2-touch screen • Memory 8GB • 256GB HDD • CPU Intel Processor N200 4 Cores, Up to 3.7GHz • Operating System: Microsoft Windows 11 Pro Academic
--	--



School supports for LWT devices

LPS will provide the following technical support services for BYOD devices:

- Support to access software [EduStar, Google Suite and Microsoft 365]
- Connect devices to the internet, provide student log-in credentials to access the schools network
- Minor wifi software troubleshooting notwithstanding the operating system itself.

Repairs and servicing for LWT devices

- The school may provide assistance for configuration adjustments and software-related issues. This support is intended to ensure that students can access educational resources.
- For hardware repairs or more extensive technical problems, the school will advise parents/carers to consult with LWT directly.
- If a student encounters a problem and is left without a device, the school may provide a temporary device to ensure continuity of learning[^].
- You agree to the installation of software in accordance with the department's guidelines. This software is necessary to ensure compliance with school policies and to maintain a secure learning environment.

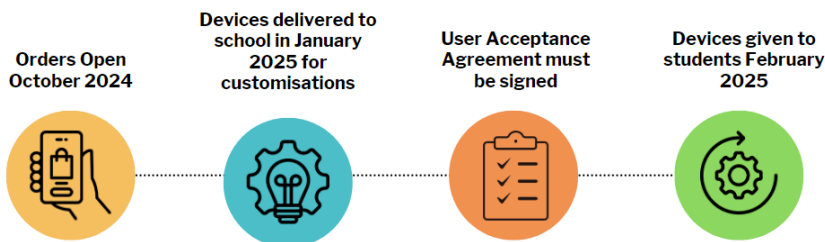
Insurance

- LPS and DET does not hold insurance for personal property brought to school and will not pay for any losses, damage or misuse of such property.
- Parents/carers are responsible for organising any further insurance outside of LWT.

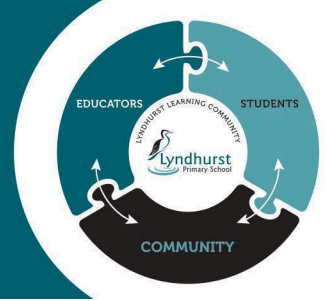
Purchasing a BYOD Device through LWT

1. Visit the portal at <https://lyndhurstps.orderportal.com.au/>
2. Select the preferred device.
3. Select a warranty option and click continue.
4. Select any optional items and click continue.
5. Complete the checkout process to finalise your purchase

LWT Timeline



[^] Please note these school-owned devices must be left at school each day, they can not be taken home.



Frequently Asked Questions for LWT devices

What happens if something goes wrong with the LWT device? e.g. the battery runs flat, hard drive failure etc. or if my child accidentally damages their LWT device?

This is covered under the warranty. Contact LWT for repairs and further information.

What happens if I order a LWT BYOD device, then I change my mind?

When you order your device you are not ordering from the school, you are ordering it from LWT (Learning With Technologies) and this issue would need to be handled with LWT. Remember that the school's role is to support students so the device is in working condition to enhance their education with teacher support.

What payment options are available through LWT?

Payment can be made with BPAY or with a VISA/Mastercard as full payment or \$100 Layby deposit*.

Can I finance a device through LWT?

Yes, LWT can provide a finance option through Latitude Financial Services. Additional fees will apply (see the portal for more information). This agreement is directly between yourself and LWT.

I selected layby as a payment option with LWT, what happens if I haven't paid in full by the beginning of the school year?

LPS will provide a school-owned device for your child to use in the classroom[^] until full payment has been made to LWT.

Frequently Asked Questions for other devices

Can I buy a device from another retailer or bring a device from home?

Yes, as long as the device meets the specifications listed below and is a **LENOVO**.

Minimum specifications for store bought/alternative devices:

- 12.2"-touch screen (maximum 13")
- Memory 8GB
- 128GB HDD
- Peripherals e.g. headphones, carry case, stylus
- CPU Processor N100 4 Cores, Up to 3.4GHz
- Operating System: Microsoft Windows 11
- Microsoft 365 (Office)
- Up-to-date antivirus and security software
- Minimum 6 hours battery life
- Maximum 2 years old

Can I provide a 2nd hand device that is not Lenovo and does not meet the specifications above?

Yes, however non-LENOVO devices will have limited access to the school's network.

What happens if something goes wrong with the device? e.g. the battery runs flat, hard drive failure etc. (warranty)

You will need to contact the retailer or manufacturer directly.

What happens if my child accidentally damages their device? (insurance)

You will need to contact your insurer, retailer or manufacturer directly.

General Frequently Asked Questions

What happens if my child leaves Lyndhurst Primary School before the end of grade 6 or at the end of grade 6?

The device is yours to take. The school will remove any school-related software or customisations prior to leaving so that you can use the device at another school or at home.

What happens if I can't afford a device?

Please contact the school. We can arrange for your child to use a school-owned device in the classroom.[^]

Do I need to purchase insurance?

LPS does not have insurance to cover accidental damage to BYOD devices. Parents/carers should obtain their own insurance for their child's device.

** Please note that BYOD devices must be paid in full before items are shipped to the school.*

[^] Please note these school-owned devices must be left at school each day, they can not be taken home.